Rollator Walker User Manual

MODEL:HY8500L
Manufacturer: DOUBLE CARE MEDICAL TECHNOLOGY CO., LTD
Address: BUILDING A, SECOND STREET, EAST OF THE SOUTH SECTION (LIBO WATER SECTION) OF YONGSHI AVENUE,SHIWAN TOWN, BOLUO COUNTY, HUIZHOU CITY, GUANGDONG

Assembly instructions

•Parts

1.Main Frame x1 2.Rotating screws x4 3.Backrest x2
4.Hand rest x2 5.Handles x2 6.NFC Tap

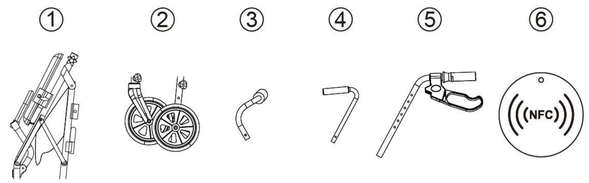

Step1

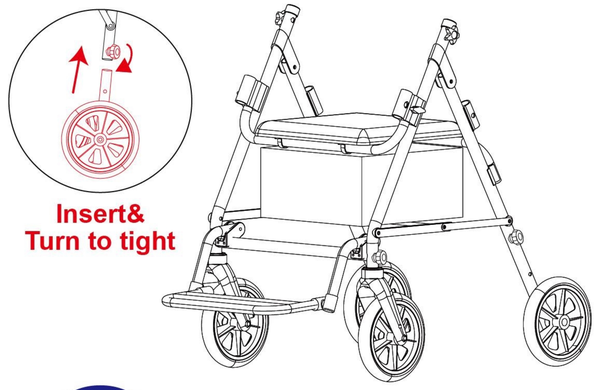

Step2

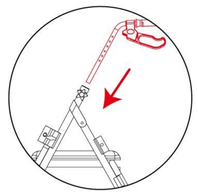

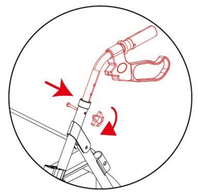

Step3

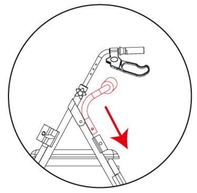

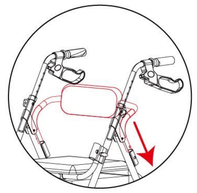

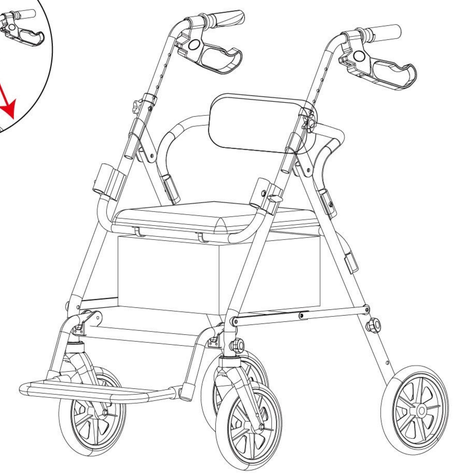

Step4

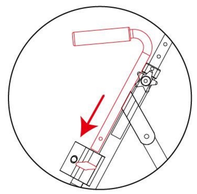

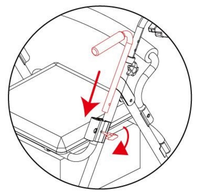

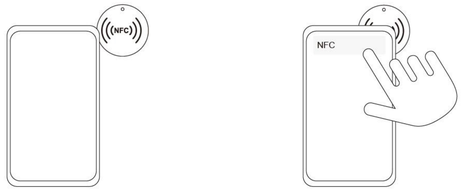

Hold your phone close to this accessory

Tap the pop-up link to watch the setup video or view warranty info.

Contact product support , we're always happy to assist!
deeptireh@gmail.com

Instructions for Use

1

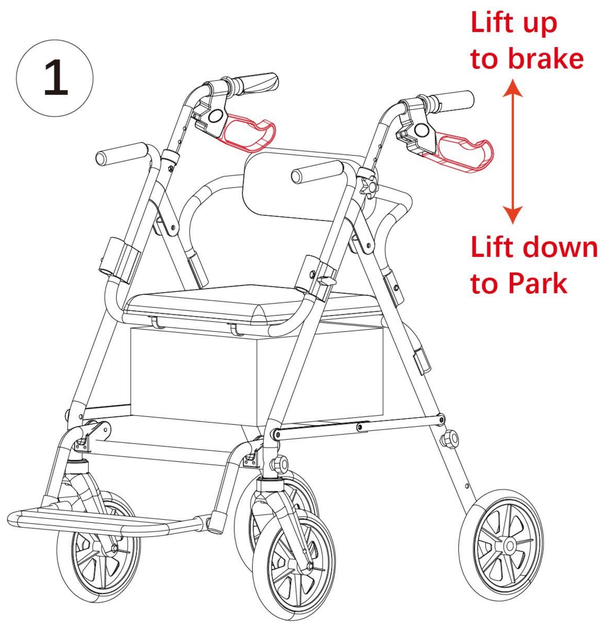

2

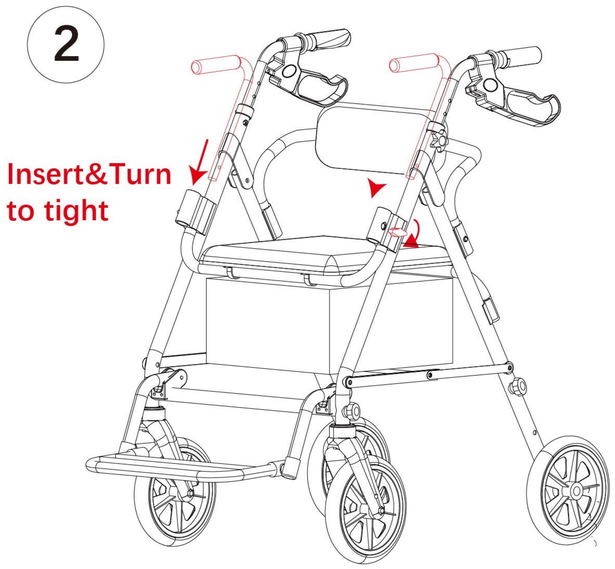

2

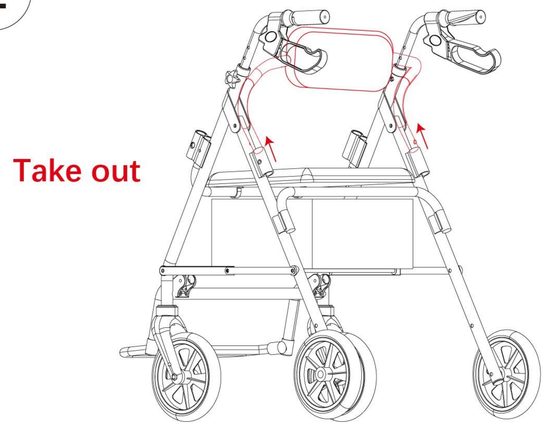

2

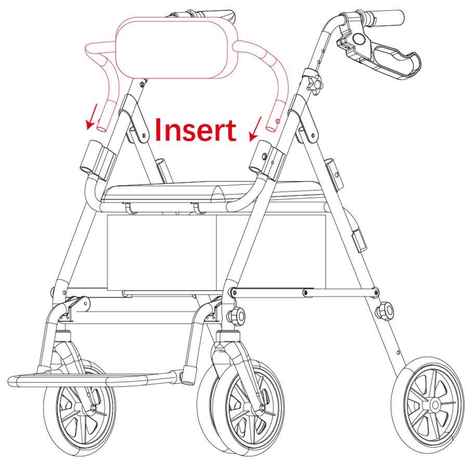

Warranty

This device has been manufactured to the highest standards and carefully inspected before shipping. Enjoy peace of mind with our 1-year warranty and outstanding customer support.;however, it does not cover damage resulting from misuse, neglect, or accidents, nor does it cover normal wear and tear. Non-durable components of the rollator such as casters, rubber accessories, and grips are also excluded, as they are subject to expected wear and may require periodic replacement.. If you have any questions about your DeepTireh device or this warranty, please feel free to contact us.

WARNING

●Adjust to correct height. Wrong fit causes pain or falls.
● Never stand on the rollator. It is not a step or platform.
● Check for damage before use. If broken—DO NOT USE. Contact seller.
● Get training from a doctor or therapist first.
● No water use (pools, showers). Rust damages parts → injury risk.
●Avoid slippery, soft, or uneven ground. Stay under weight limit.
●Push the rollator forward smoothly and evenly. Do not drag, twist, or pull it sideways.
●Lock all brakes and folding mechanisms fully. Must click and show through holes.
● Inspect wheels, rubber tips, and grips daily. Replace if worn, torn, or loose.
●Only use approved accessories.
●Do not hang full weight on the handles or seat while moving.
● Weak or limited users need help/ supervision.
DeepTireh Medical Products assumes no responsibility for any damage or injury caused by improper installation, assembly or use of this product.

FAILURE TO FOLLOW THE ABOVE INSTRUCTIONS MAY RESULT IN SERIOUS INJURIES.